



ASSEMBLY INSTRUCTION

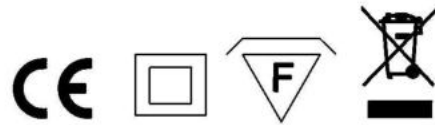
ИНСТРУКЦИЯ A7416PL-1WH



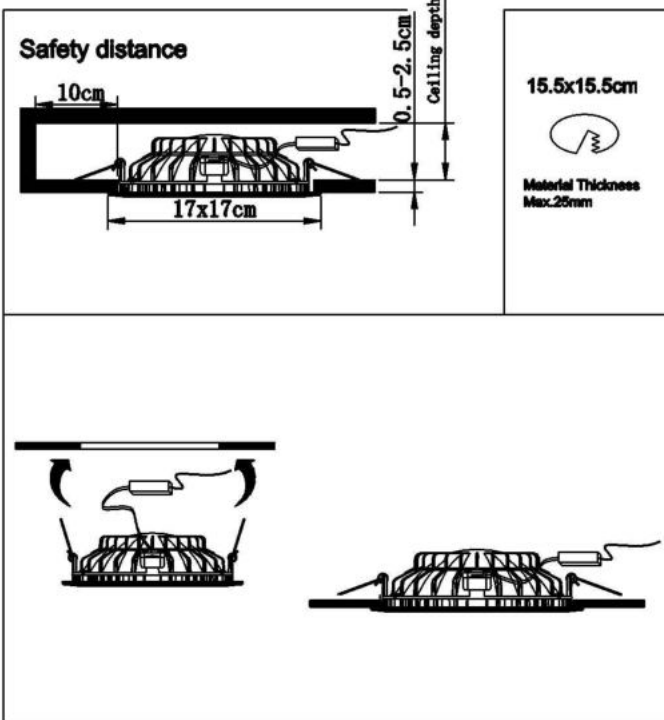
TECHNICAL SPECIFICATION

Voltage : AC110-240V
Frequency : 50/60Hz
Light source : LED 16W (SMD 2835)
IP Protection : IP20
MODEL : A7416PL-1WH

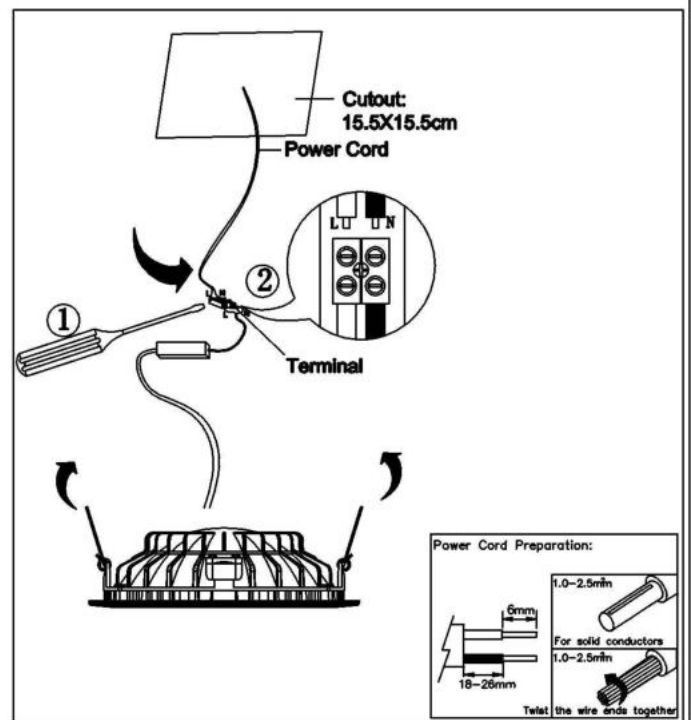
INSTALLATION



(1) Mounting



(2) Cable and lamp installation



CAUTION

- We recommend installation to be done by your local licensed and qualified electricity.
- $\varnothing 0.1m$ The minimum distance from the illuminated object is 0.1m
- Do not touch the illuminated light source so as not to burn.
- Please switch off the power source before installation or replacement.
- To be applied on indoor application only.

CLEANING

- Disconnect the power source before cleaning.

MAINTENANCE

- Do not disassemble the product by yourself.
- Please contact qualified electricity for services or questions.